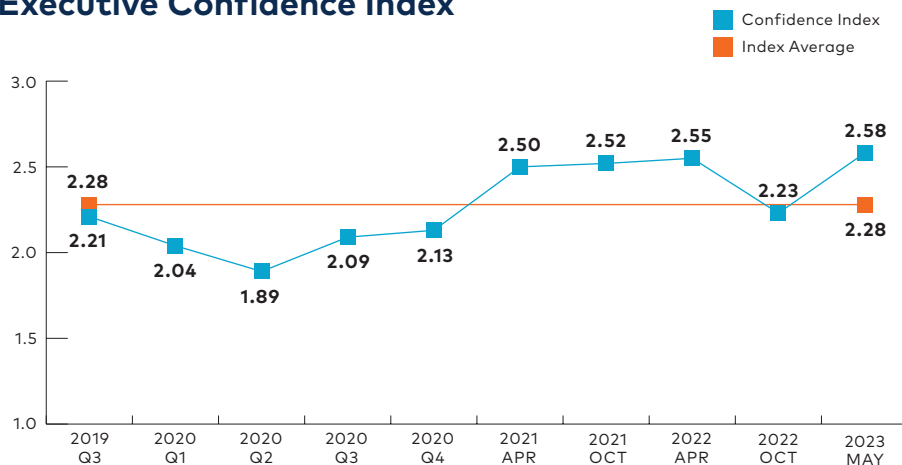


RELO

Regina Executive Leadership Outlook

JUNE 2023

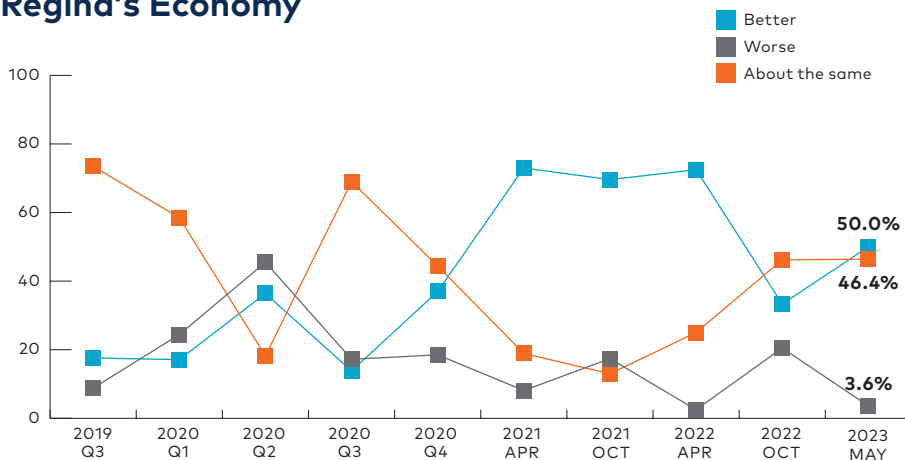
Executive Confidence Index



The executive confidence index currently sits at 2.58, a historic high for this metric. The increase, which measures forward looking optimism can be attributed to two key factors: economic stability and a positive industry outlook.

Regina has had a period of low unemployment rates and steady GDP growth, which underlies the increase in executive confidence. Moreover, consumer demand has also steadily grown as shown by increasing retail sales numbers.

Regina's Economy



Looking at sentiment-based leading and lagging indicators, 42.9% of executives in the city believe that Regina's economy is performing better compared to 12 months ago.

Moreover, 50% of the executives within the city believe the economy will outperform and exceed previous GDP values. This is a 17-point increase from fall 2022, indicating renewed confidence in Regina's post-pandemic economy.

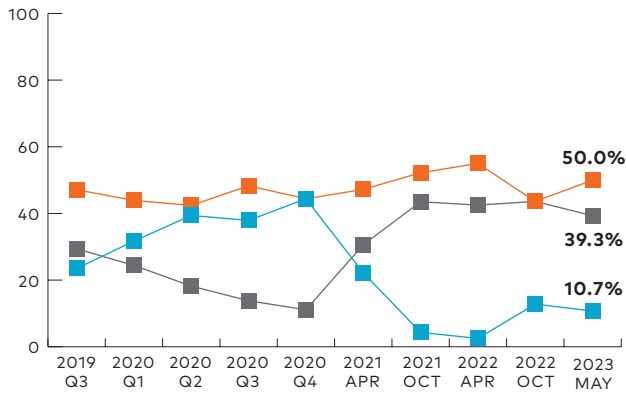
ABOUT THIS REPORT

Economic Development Regina (EDR), in partnership with Praxis Consulting (Praxis), began a quarterly publication entitled, "Regina Executive Leadership Outlook" in September 2014 that captures the thought leadership of senior business leaders in the Greater Regina Area (GRA) on key issues facing Regina and surrounding areas. The survey is distributed to a list of approximately 90 senior business leaders. The survey has a standard component entitled "The Economic Outlook."

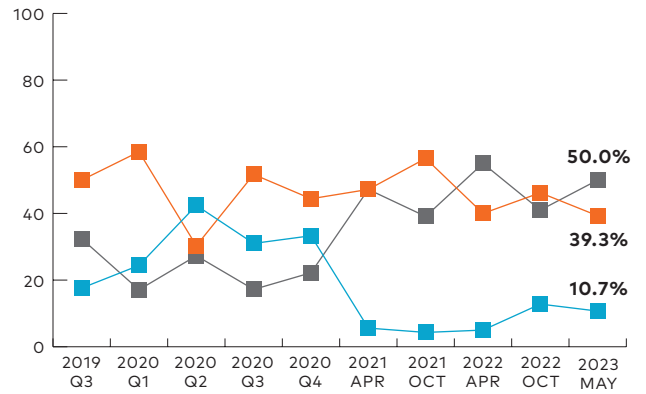
This is a set of static questions asked each quarter that inform a unique Executive Confidence Index. This index is used to measure how confident executives are in Regina's overall economy across each quarter. To view previous reports, [click here](#). For more information, contact: [Chris Bonk](#), Communications Senior Manager, Economic Development Regina (P: 306-565-6388) or [Valerie Sluth](#), CEO, Praxis Consulting (P: 306-545-3755).

Fixed Investments

Past 12 months (actual)

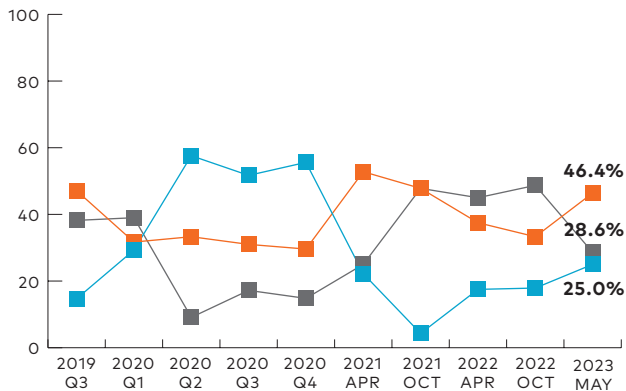


Next 12 months (expected)

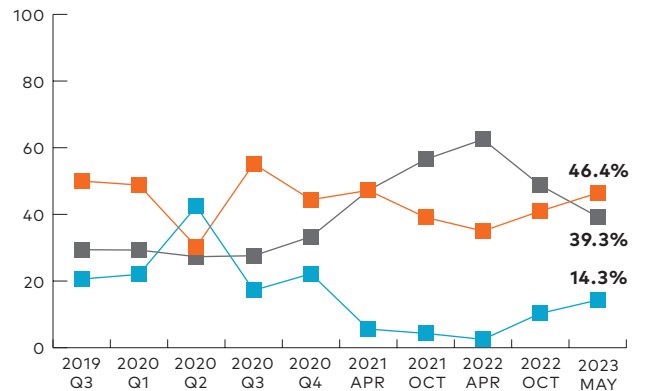


Number of People your Firm Employs

Past 12 months (actual)

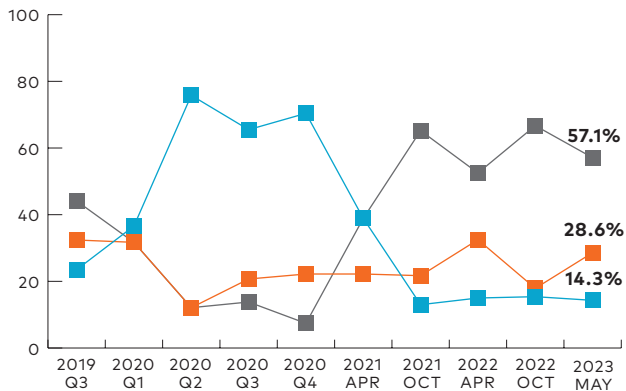


Next 12 months (expected)



Sales Revenue

Past 12 months (actual)



Next 12 months (expected)

