

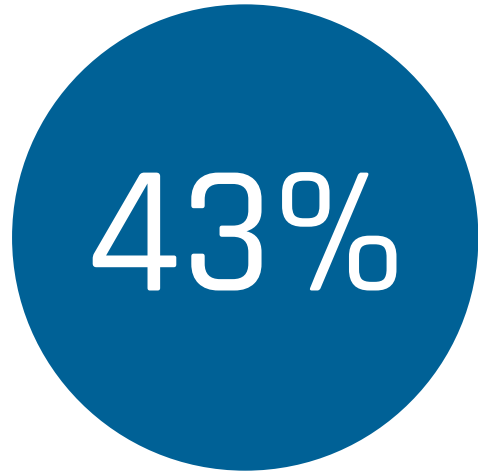
# Cost of Living

\*Percentage of household income spent on Taxes, Utilities and Housing  
(based on a \$40,000 Single Person Income)

1

REGINA

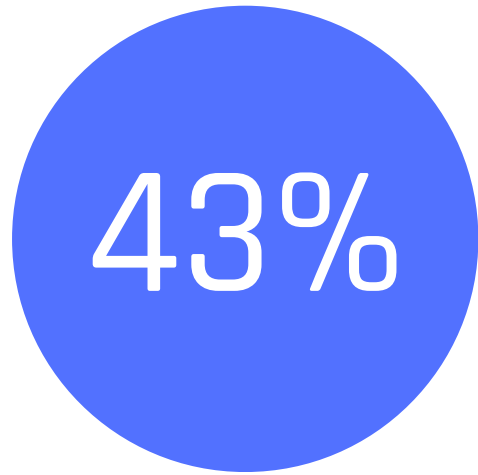
Provincial Taxes & Health Premiums .....	\$2,901
Utilities & Auto Insurance .....	\$2,995
Average Rent .....	\$11,412
Total Costs .....	\$17,308
% of Total Income .....	43%



2

SASKATOON

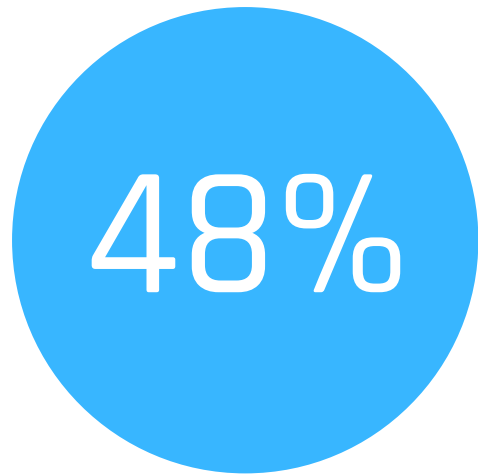
Provincial Taxes & Health Premiums .....	\$2,901
Utilities & Auto Insurance .....	\$2,995
Average Rent .....	\$11,412
Total Costs .....	\$17,308
% of Total Income .....	43%



3

WINNIPEG

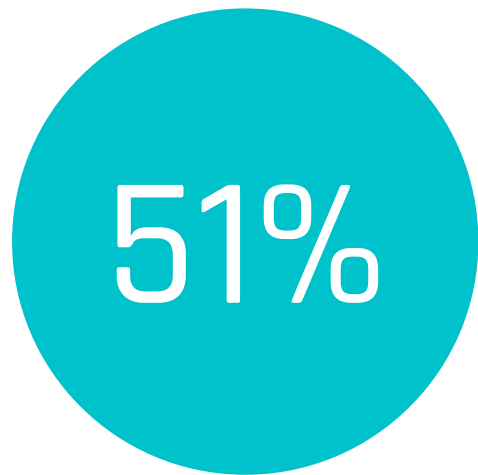
Provincial Taxes & Health Premiums .....	\$3,937
Utilities & Auto Insurance .....	\$2,819
Average Rent .....	\$12,360
Total Costs .....	\$19,116
% of Total Income .....	48%



4

CALGARY

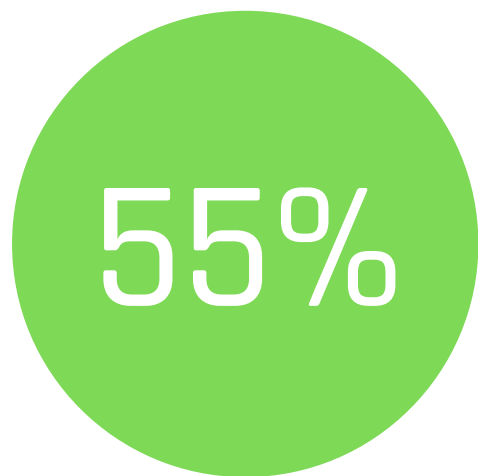
Provincial Taxes & Health Premiums .....	\$1,682
Utilities & Auto Insurance .....	\$5,232
Average Rent .....	\$13,332
Total Costs .....	20,246
% of Total Income .....	51%



5

HALIFAX

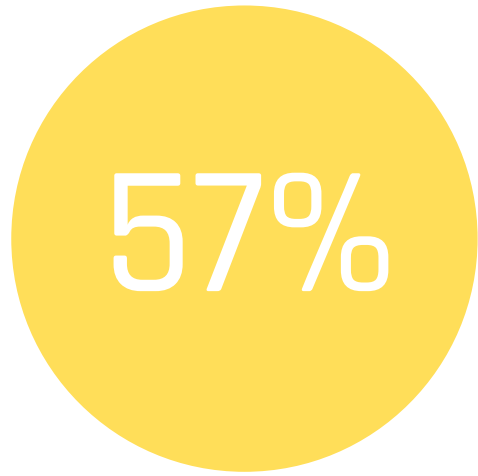
Provincial Taxes & Health Premiums .....	\$4,809
Utilities & Auto Insurance .....	\$9,072
Average Rent .....	\$13,008
Total Costs .....	\$22,080
% of Total Income .....	55%



6

VANCOUVER

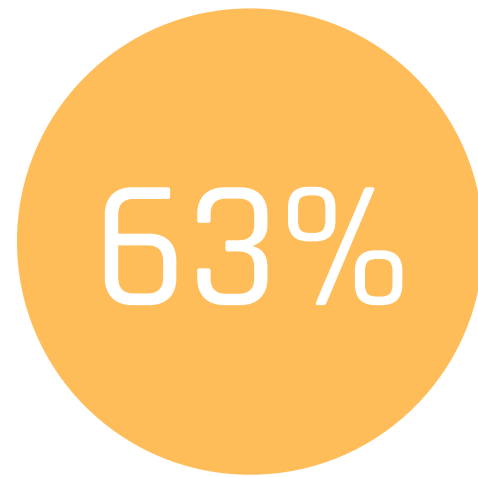
Provincial Taxes & Health Premiums .....	\$2,270
Utilities & Auto Insurance .....	\$3,251
Average Rent .....	\$17,208
Total Costs .....	\$22,729
% of Total Income .....	57%



7

TORONTO

Provincial Taxes & Health Premiums .....	\$2,761
Utilities & Auto Insurance .....	\$5,021
Average Rent .....	\$17,268
Total Costs .....	\$25,050
% of Total Income .....	63%



# Cost of Living

\*Percentage of household income spent on Taxes, Utilities and Housing  
(based on a \$100,000 Single Person Income)

1

REGINA

Provincial Taxes & Health Premiums .....	\$7,056
Utilities & Auto Insurance .....	\$4,452
Mortgage & Property Taxes .....	\$17,071
Total Costs .....	\$28,579
% of Total Income.....	29%

29%

2

SASKATOON

Provincial Taxes & Health Premiums .....	\$7,056
Utilities & Auto Insurance .....	\$4,452
Mortgage & Property Taxes .....	\$17,770
Total Costs .....	\$29,278
% of Total Income.....	29%

29%

3

WINNIPEG

Provincial Taxes & Health Premiums .....	\$10,185
Utilities & Auto Insurance .....	\$4,142
Mortgage & Property Taxes .....	\$17,103
Total Costs .....	\$31,430
% of Total Income .....	31%

31%

4

CALGARY

Provincial Taxes & Health Premiums .....	\$4,913
Utilities & Auto Insurance .....	\$7,141
Mortgage & Property Taxes .....	\$28,040
Total Costs .....	40,094
% of Total Income .....	40%

40%

5

HALIFAX

Provincial Taxes & Health Premiums .....	\$13,151
Utilities & Auto Insurance .....	\$7,961
Mortgage & Property Taxes .....	\$21,709
Total Costs .....	\$42,821
% of Total Income .....	43%

43%

6

TORONTO

Provincial Taxes & Health Premiums .....	\$7,324
Utilities & Auto Insurance .....	\$6,535
Mortgage & Property Taxes .....	\$52,753
Total Costs .....	\$66,612
% of Total Income .....	67%

67%

7

VANCOUVER

Provincial Taxes & Health Premiums .....	\$5,695
Utilities & Auto Insurance .....	\$7,141
Mortgage & Property Taxes .....	\$64,712
Total Costs .....	\$75,426
% of Total Income .....	75%

75%